



National Marine Manufacturers Association

nmma.org

ECONOMIC SIGNIFICANCE OF RECREATIONAL BOATING IN CALIFORNIA

CONGRESSIONAL DISTRICT 10

Number of Recreational Boats*	21,387
Recreational Boating Industry Businesses	26
Total Jobs	1,618
Annual Recreational Boating-Related Spending	\$87.2 MILLION

TOTAL ANNUAL
ECONOMIC IMPACT
OF RECREATIONAL BOATING:

\$205.3 MILLION

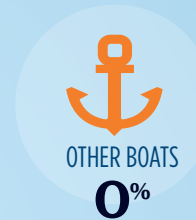

RECREATIONAL BOATS IN CA-10

TOTAL BOATS* ► 21,387

REGISTERED BOATS 21,387

Power boats	17,525
PWCs	3,227
Sailboats	591
Other Boats	44

HOUSEHOLDS PER BOAT 10.5

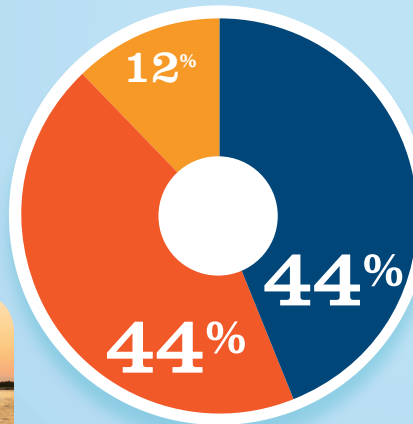


* Total boats are registered boats as reported by states to the USCG.

RECREATIONAL BOATING CREATES JOBS IN CA-10

TOTAL BOATING JOBS ► 88

Boat Building	-
Motor / Engine Mfr.	-
Accessory / Supplies Mfr.	10
Dealers / Wholesalers	39
Boat Services	39



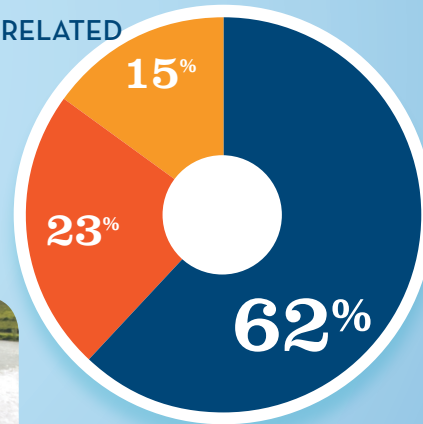
BOAT BUILDING † DLRS/WHOLESALERS
MOTOR/ENG. MFR. † BOAT SERVICES
ACC./SUPPLIES MFR. † 0%



RECREATIONAL BOATING-RELATED BUSINESSES IN CA-10

TOTAL BUSINESSES ► 26

Boat Building	-
Motor / Engine Mfr.	-
Accessory / Supplies Mfr.	4
Dealers / Wholesalers	6
Boat Services	16



BOAT BUILDING † DLRS/WHOLESALERS
MOTOR/ENG. MFR. † BOAT SERVICES
ACC./SUPPLIES MFR. † 0%





ESTIMATED JOBS IMPACT OF RECREATIONAL BOATING-RELATED SPENDING IN CA-10

EST. TOTAL JOBS ► 1,618

EST. TOTAL LABOR INCOME \$66.9 MILLIONS

Est. Direct Income	\$27.1
Est. Indirect Income	\$16.8
Est. Induced Income	\$23.0

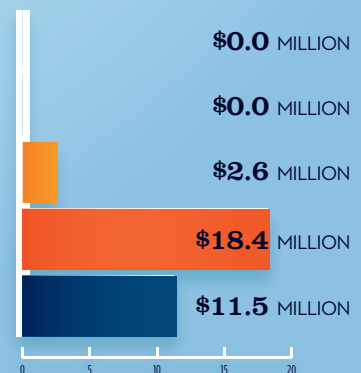


RECREATIONAL BOATING INDUSTRY SALES IN CA-10

Boat Building	\$0.0
Motor / Engine Mfr.	\$0.0
Accessory / Supplies Mfr.	\$2.6
TOTAL MFR. SALES	\$2.6

Dealers / Wholesalers \$18.4
Boat Services \$11.5
TOTAL RETAIL & SERVICES SALES ► \$29.9

BOAT BUILDING DLRS/WHOLESALERS
MOTOR/ENG. MFR. BOAT SERVICES
ACC./SUPPLIES MFR.



Source: NMMA's Center of Knowledge; Recreational Marine Research Center at Michigan State University